

LoveDetector

VibraImage System

Version Mobile ACMV1

Manual

ELSYS Corp.

WWW.PSYMAKER.COM

Saint-Petersburg

2011

CONTENT

<u><i>1. Introduction</i></u>	<u><i>3</i></u>
<u><i>1.1. Basic applications</i></u>	<u><i>3</i></u>
<u><i>1.2. Smartphone requirements</i></u>	<u><i>3</i></u>
<u><i>2. LoveDetector program installation</i></u>	<u><i>4</i></u>
<u><i>2.1. LoveDetector program activation</i></u>	<u><i>5</i></u>
<u><i>3. LoveDetector. User manual</i></u>	<u><i>7</i></u>
<u><i>3.1. Brief aura form analysis</i></u>	<u><i>10</i></u>

1. Introduction

1.1. Basic applications

Psychophysiological Love detector in your mobile phone. Test your relation with any person. Are you in Love, Like, Indifference, Dislike or Hate? It's simple to test with Love Detector!

Love detector for Android mobile phones. You need only to capture 5 second video of testing person by mobile phone and see the result of your relations with testing person from Love Detector program. The processing is based on [vestibulo-emotional reflex](#) detects by vibraimage technology and photograph-model vibration analysis. The result shows [Pearson correlation coefficient](#) of two persons, or how much your vibrations are synchronized with testing person vibrations.

Download directly LoveDetector program to your Android phone and use it as Love Detector!

1.2. Smartphone requirements

- | | |
|-------------------------------------|-------------------------|
| • Operation System | Android 2.1 or better |
| • Processor | 600MHz or better |
| • Internal RAM | 128Mbyte or better |
| • Video resolution, pxl , no less | 320 x 240 |
| • Frame speed, frame/sec, more than | 5 |
| • Internet connection | Access on HTTP protocol |

2. LoveDetector program installation

Note: It is necessary to execute the following actions before the LoveDetector installation on your smartphone:

1. Check smartphone connection to Internet.
 2. It is necessary to create an account of Google mail system on phone before installation, as e-mail in a format ****@gmail.com .
 3. Version of LoveDetector program is **paid** and before activation is need to shop it online on Psymaker store <http://www.psymaker.com/store/> . During purchase of the program it is necessary to specify the phone e-mail address: ****@gmail.com.
 4. Than on your phone e-mail address will come the first message of program LoveDetector order done by you.
 5. After successful payment on the said e-mail address comes the second message in this will be the links to program loading and the link to program Manual.
 6. It is necessary to load the specified program LoveDetector.apk on your phone and to open the loaded file.
 7. Answer “Install” to smartphone question about the sanction to start the LoveDetector program.
-
8. After finishing of installation in the smartphone menu LoveDetector pictogram appears and it will be offered to open the program, having pressed button “ Open ” or to postpone the first start of the program, having pressed Button “ Ready ”.
 9. **Note,** before the first start it is it is necessary to activate program through the Internet.

2.1. LoveDetector program activation

Before program start it is necessary to make its activation through the Internet:

1. To execute the first start of LoveDetector program from phone menu.

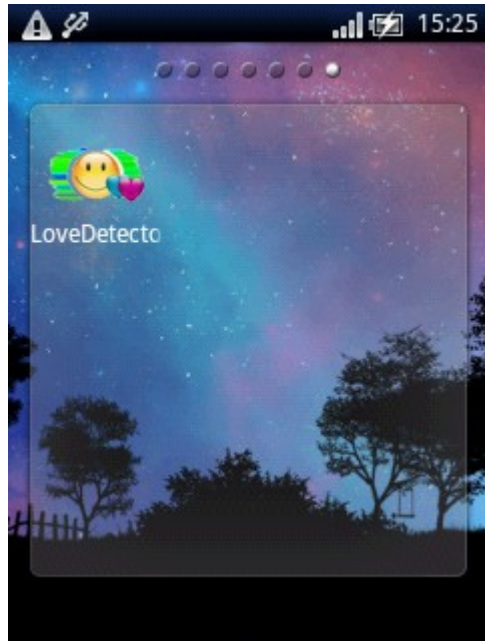


Fig. 1. LoveDetector icon appears on desktop

2. Press button “ Activate ” in the appeared window



Fig. 2. LoveDetector window before activation

3. Input the e-mail address, having pressed on a line with the mail address:

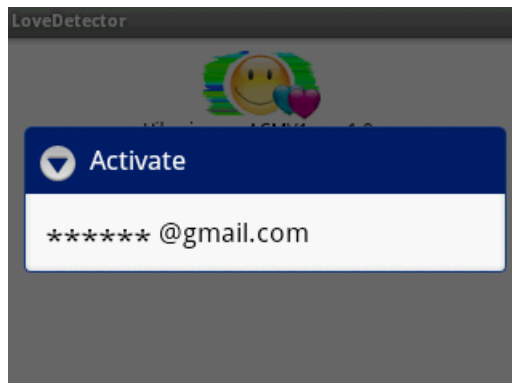


Fig. 3. E-mail address confirmation

4. After successful activation the program automatically starts

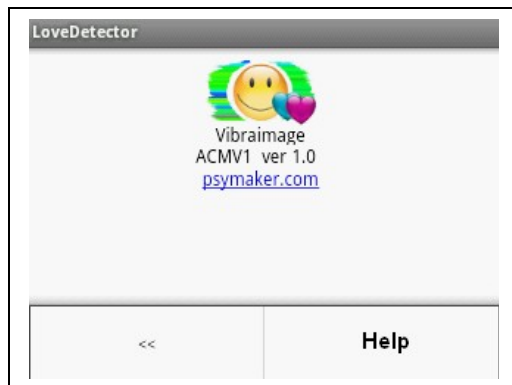


Fig. 4. LoveDetector software ready to use

3. LoveDetector. User manual

LoveDetector program calculates compatibility or love levels between two persons, photograph and model and visualized aura of model.

After start of LoveDetector program opens the window with two buttons.

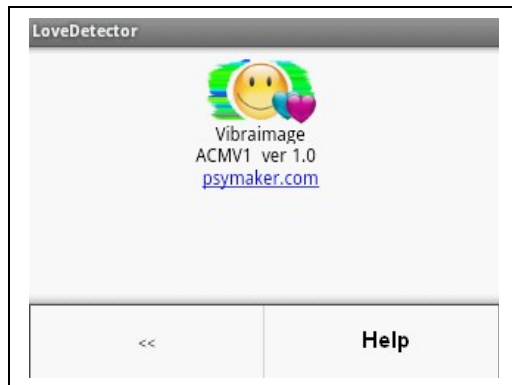


Fig. 5. LoveDetector first window

By pressing “**Help**” button the help information with the person aura colors interpretation is given:

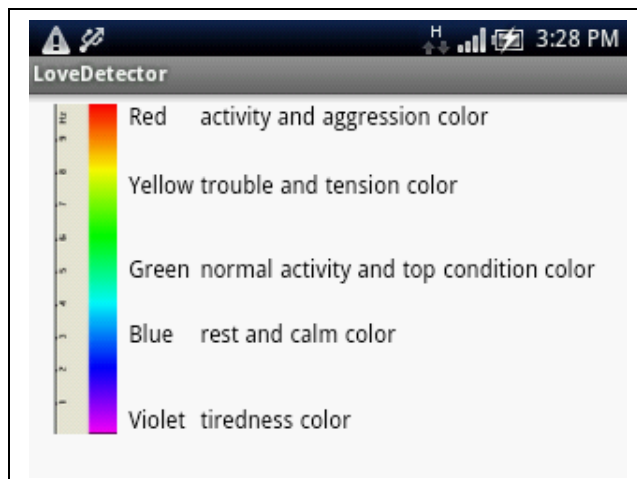


Fig. 6. Help window

The [\gg] button is intended for testing of two persons compatibility level (Love level). After pressing the « \gg » button in the basic window there is an image from video camera of the phone. At the left top of the basic window the service information of operating mode for smartphone camera is displayed:

- Frames counter (for example, 147);
- Camera resolution (for example, 320 x 240);
- Camera frequency. Frame per seconds (for example, 6.1).

Note, for improvement of LoveDetector accuracy is recommended to use horizontal smartphone position, as shown in figure 7.

Note, for compatibility level of couple measurement it is necessary, that the person in frame (model) has been as much as possible entered in the set area which is allocated on the screen:



Fig. 7. The set area for person head (the video camera objective is closed).

Further for definition of a compatibility level it is necessary to execute the following actions:

1. To shoot person by smartphone camera, and to achieve maximal loading head in the specified area on the phone screen;
2. To press photo or video button on the phone case. The analyze start is showed in the right part on the phone screen by the red circle “ Record ”
3. Love calculation will be automatically stopped in 5 seconds.
4. Compatibility-Love level of couple is visualized in the left corner of a photo.



Fig. 8. Results of Love-Compatibility level testing for phone owner with colleagues.

3.1. Brief aura form analysis

- Any aura asymmetry (form, color) characterized deviation from mental or physiological norms.
- Color non-uniformity of aura characterizes physiological unbalance of a emotion condition of the person.
- Any breaks in aura uniformity characterized deviation from mental or physiological norms.
- Ideal aura has mono color, symmetrical and uniform. Any real aura differs from ideal and the question of interpretation is to characterized real aura deviations.

Note!

LoveDetector program calculates couple Compatibility-Love level, so the result depends on emotion status of both persons.

LoveDetector program analyzes person micro vibration and does not analyze images, so the result does not depend of your facial image it depends on your minds.

The result shows Love-Compatibility level in testing moment. If the person or couple change their relation, the Love-Compatibility testing result changes too.

Elsys Corp.

Russia, 194223, Saint-Petersburg, Toreza, 68

ph./fax: +7 (812) 552 67 19

e-mail: shop@psymaker.com

www.elsys.ru

www.psymaker.com

LoveDetector Version ACMV1

Copyright 2001-2011 Elsys Corp. All rights reserved.